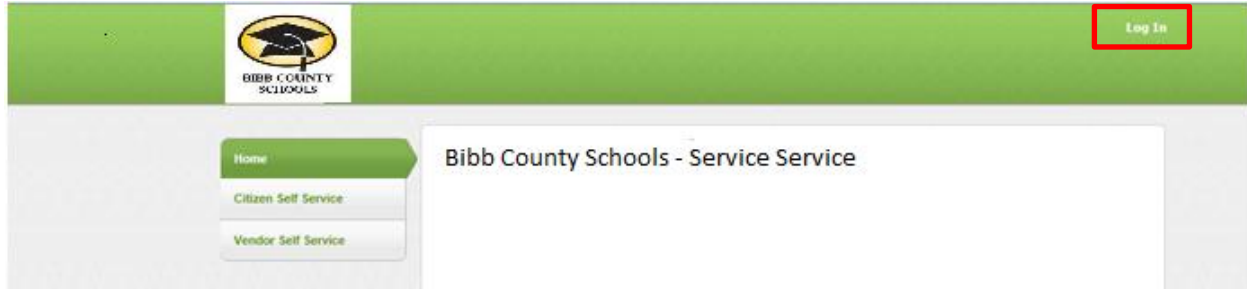


BCSD ESS- How to Log In the First Time in ESS

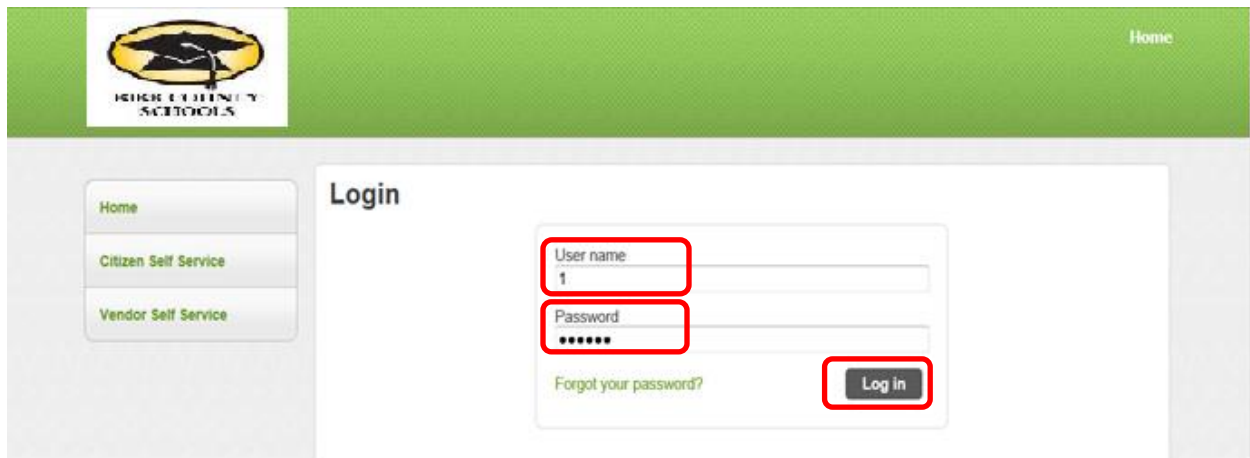
Log In:

Link: <https://bibbcountyschools.munisselfservice.com>

1. Select the **Log In Icon** on the Top Right in the green ribbon.



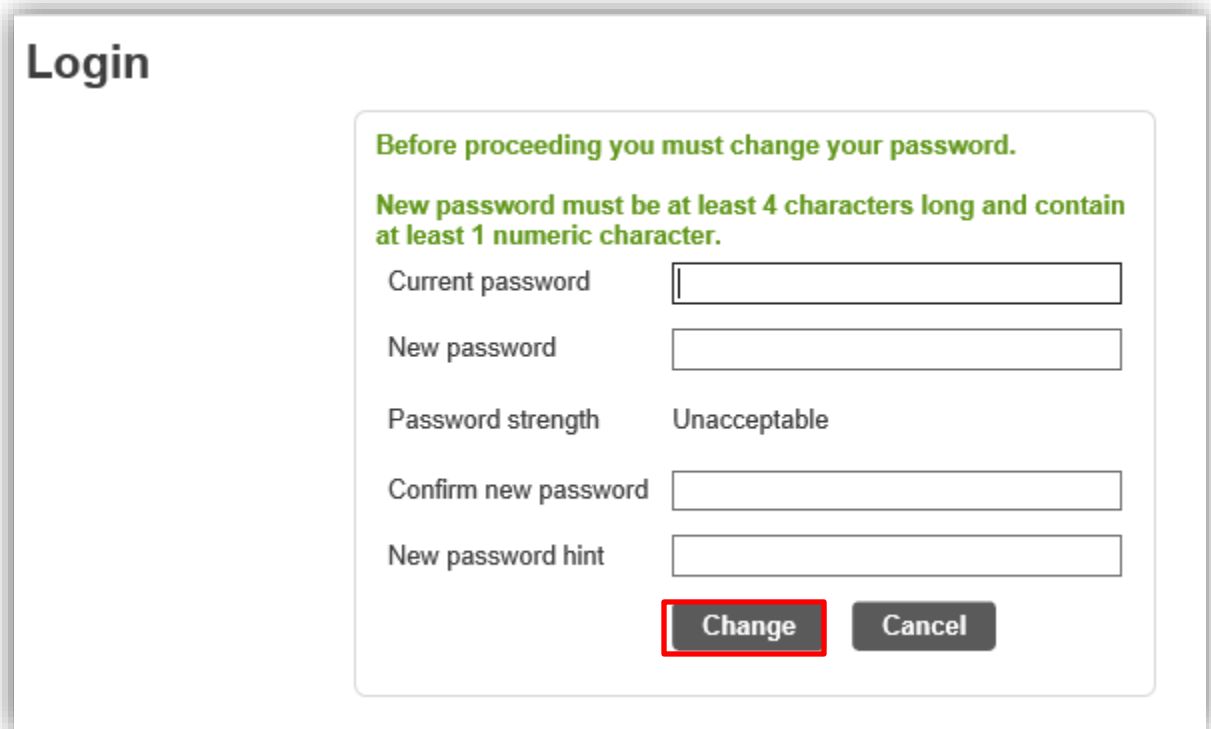
2. On the **Login Page**, enter your **Employee Number** in the **User Name field**.
3. Tab to the **Password Field** and enter your **four digit password**.
 - Your initial password will be the **last four digits of your SSN#**. You will be required to change it on this first log in to a four digit password that contain at least 1 numeric character.



4. Hit the **Log In** button.

BCSD ESS- How to Log In the First Time in ESS

- For the **first log in**, a Login screen will display requiring you to change your password.
 - Enter in the current password in the **Current Password field**.
 - Enter in the new password in the **New Password field**. Your new password must be four digits long, and must contain at least 1 numeric character.
 - Confirm the new password in the **Confirm New Password field**.
 - Finally, enter in a hint in the **New Password Hint field**. This should be a word or phrase that will help you to remember your password.



Login

Before proceeding you must change your password.

New password must be at least 4 characters long and contain at least 1 numeric character.

Current password

New password

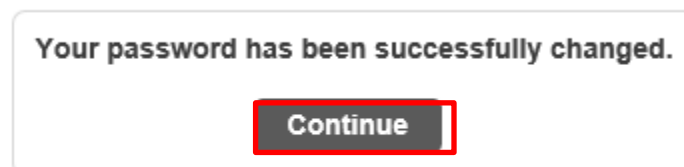
Password strength Unacceptable

Confirm new password

New password hint

Change **Cancel**

- Select the **Change** button.
- You will receive the following message when the password has been changed:



Your password has been successfully changed.

Continue

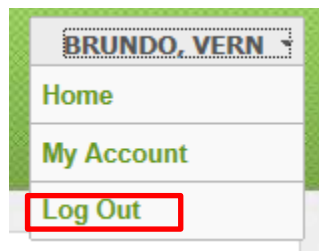
- Select **Continue**.

BCSD ESS- How to Log In the First Time in ESS

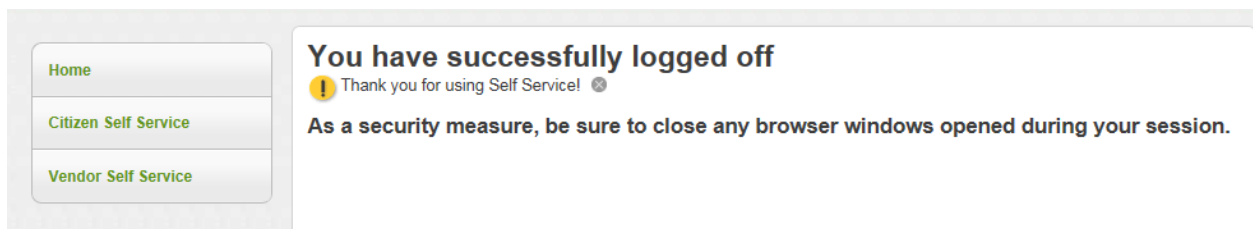
9. The Home Page of ESS will be displayed with your name in the top right corner. Select **Employee Self Service** on the left hand side under the Home Tab.



10. To log off, select the drop down arrow by your name in the ribbon and select **Log Out**.



11. A message will display stating the log out was successful.



12. Finally, close out the window by selecting the x button in your browser.

